

# 2013 USBC Open Championships - Sgls & Dbls



<b>Oil Pattern Distance:</b>	<b>39 Feet</b>	<b>Reverse Brush Drop:</b>	<b>30 Feet</b>	<b>Oil Per Board:</b>	<b>50 uL</b>
<b>Forward Oil Total:</b>	<b>18.65 mL</b>	<b>Reverse Oil Total:</b>	<b>5.75 mL</b>	<b>Volume Oil Total:</b>	<b>24.4 mL</b>
<b>Forward Boards Crossed:</b>	<b>373 Boards</b>	<b>Reverse Boards Crossed:</b>	<b>115 Boards</b>	<b>Total Boards Crossed:</b>	<b>488 Boards</b>

	Start	Stop	Loads	Speed	Crossed	Start	End	Feet	T.Oil
1	2L	2R	6	14	222	0.0	9.9	9.9	11100
2	6L	6R	2	18	58	9.9	15.0	5.1	2900
3	8L	8R	1	18	25	15.0	17.5	2.5	1250
4	10L	10R	1	18	21	17.5	20.0	2.5	1050
5	12L	12R	2	18	34	20.0	25.1	5.1	1700
6	14L	14R	1	18	13	25.1	27.6	2.5	650
7	2L	2R	0	26	0	27.6	39.0	11.4	0

Forward Reverse More

	Start	Stop	Loads	Speed	Crossed	Start	End	Feet	T.Oil
1	2L	2R	0	30	0	39.0	18.0	-21.0	0
2	13L	13R	1	22	15	18.0	14.9	-3.1	750
3	11L	11R	1	18	19	14.9	12.4	-2.5	950
4	9L	9R	1	18	23	12.4	9.9	-2.5	1150
5	7L	7R	1	18	27	9.9	7.4	-2.5	1350
6	5L	5R	1	18	31	7.4	4.9	-2.5	1550
7	2L	2R	0	10	0	4.9	0.0	-4.9	0

Forward Reverse More

Conditioner:



Forward



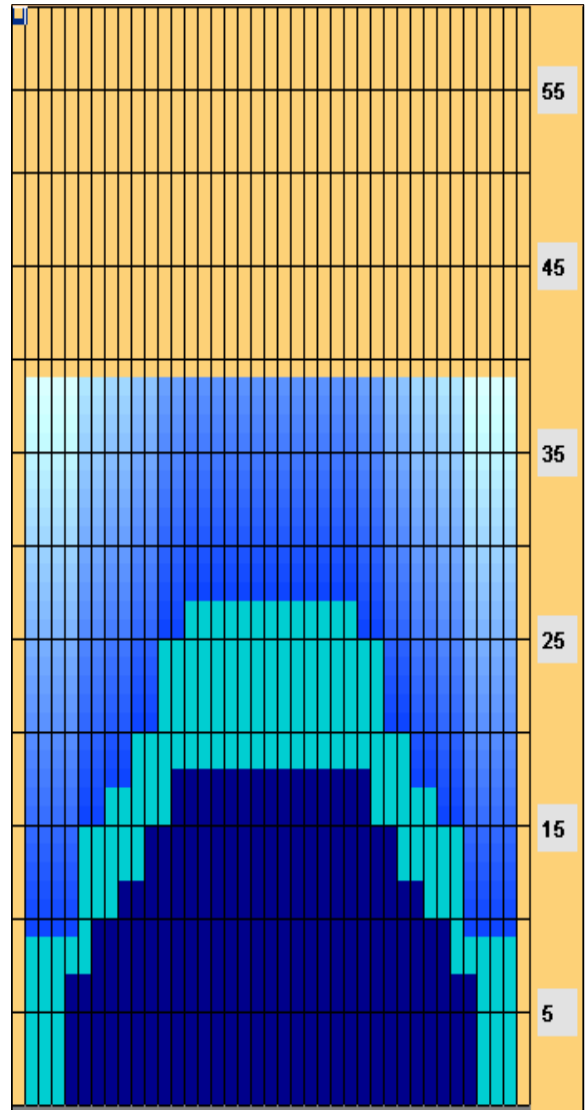
Reverse



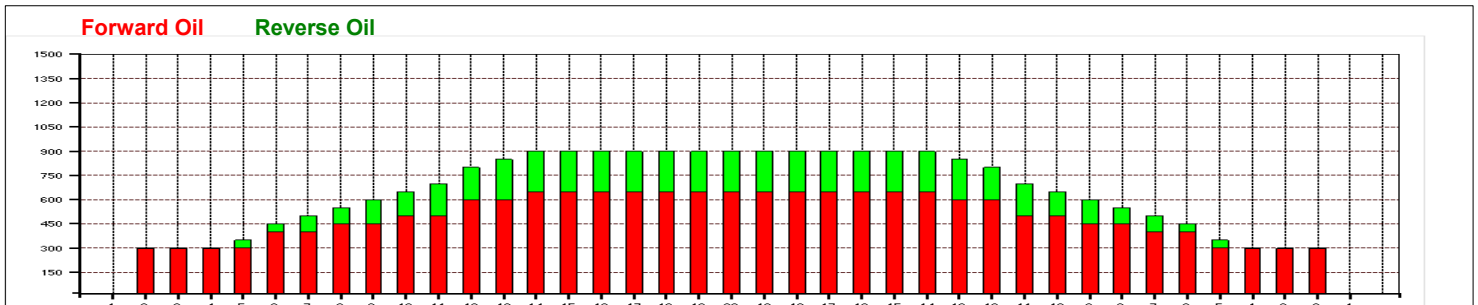
Combined



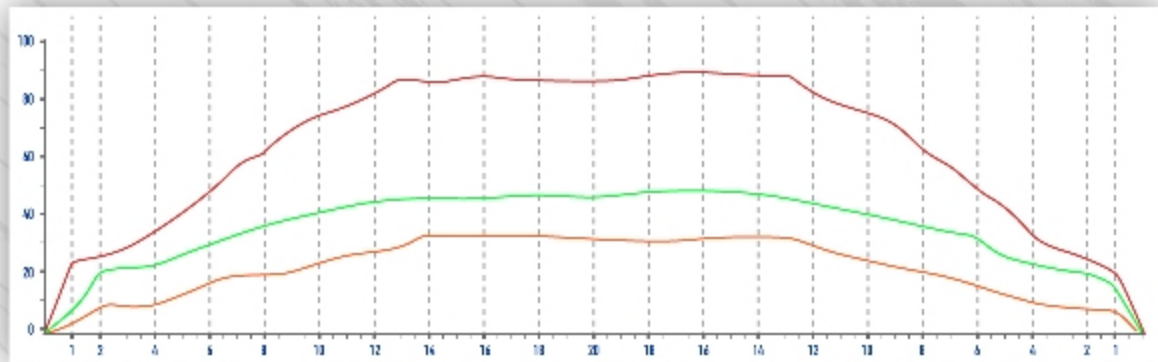
Buff



Item	3L-7L:18L-18R	8L-12L:18L-18R	13L-17L:18L-18R	18L-18R:17R-13R	18L-18R:12R-8R	18L-18R:7R-3R
Description	Outside Track:Middle	Middle Track:Middle	Inside Track:Middle	Middle: Inside Track	Middle:Middle Track	Middle:Outside Track
Track Zone Ratio	2.37	1.36	1.01	1.01	1.36	2.37

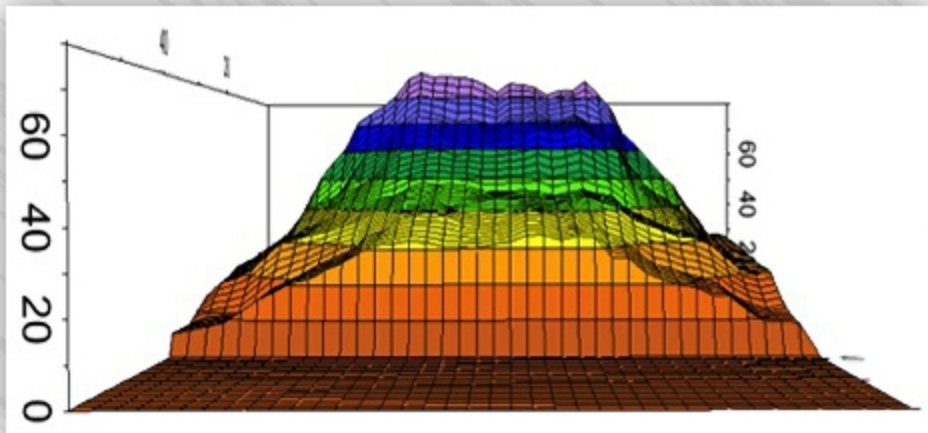


# 2013 USBC OPEN CHAMPIONSHIPS DOUBLES/SINGLES - 2D TAPE



RED = 5 FOOT GRAPH    GREEN = 22 FOOT GRAPH    ORANGE = 37 FOOT GRAPH

2013 USBC OPEN CHAMPIONSHIPS  
DOUBLES/SINGLES - 3D TAPE



VIEWED FROM END OF PATTERN TO FOUL LINE