

# 2013 USBC Open Championships - Team



<b>Oil Pattern Distance:</b>	<b>41 Feet</b>	<b>Reverse Brush Drop:</b>	<b>33 Feet</b>	<b>Oil Per Board:</b>	<b>50 uL</b>
<b>Forward Oil Total:</b>	<b>21.35 mL</b>	<b>Reverse Oil Total:</b>	<b>4.7 mL</b>	<b>Volume Oil Total:</b>	<b>26.05 mL</b>
<b>Forward Boards Crossed:</b>	<b>427 Boards</b>	<b>Reverse Boards Crossed:</b>	<b>94 Boards</b>	<b>Total Boards Crossed:</b>	<b>521 Boards</b>

	Start	Stop	Loads	Speed	Crossed	Start	End	Feet	T.Oil
1	2L	2R	5	14	185	0.0	7.9	7.9	9250
2	5L	5R	1	14	31	7.9	9.8	1.9	1550
3	6L	6R	1	14	29	9.8	11.7	1.9	1450
4	7L	7R	2	14	54	11.7	15.6	3.9	2700
5	8L	8R	1	14	25	15.6	17.5	1.9	1250
6	9L	9R	2	18	46	17.5	22.6	5.1	2300
7	10L	10R	1	18	21	22.6	25.1	2.5	1050
8	11L	11R	1	18	19	25.1	27.6	2.5	950
9	12L	12R	1	18	17	27.6	30.1	2.5	850
10	2L	2R	0	22	0	30.1	33.0	2.9	0
11	2L	2R	0	30	0	33.0	41.0	8.0	0

Forward Reverse More

	Start	Stop	Loads	Speed	Crossed	Start	End	Feet	T.Oil
1	2L	2R	0	30	0	41.0	20.0	-21.0	0
2	13L	13R	1	26	15	20.0	16.4	-3.6	750
3	11L	11R	1	22	19	16.4	13.3	-3.1	950
4	9L	9R	1	18	23	13.3	10.8	-2.5	1150
5	2L	2R	1	18	37	10.8	8.3	-2.5	1850
6	2L	2R	0	14	0	8.3	0.0	-8.3	0

Forward Reverse More

Conditioner:



Forward



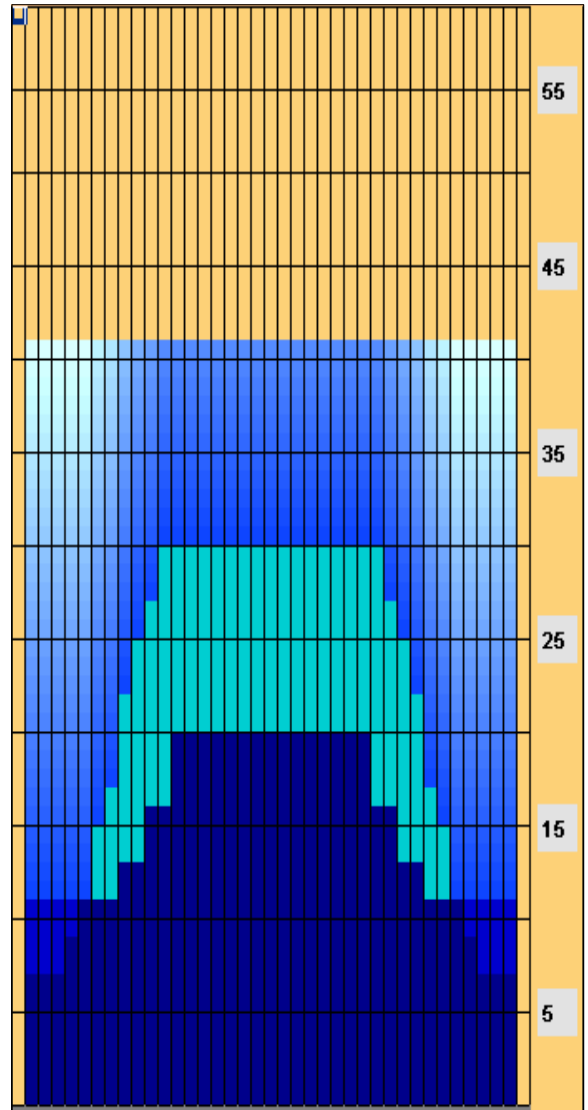
Reverse



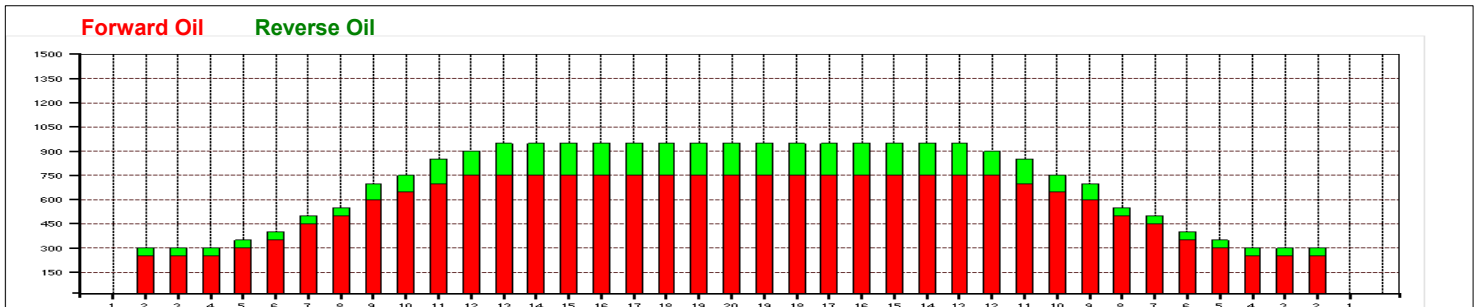
Combined



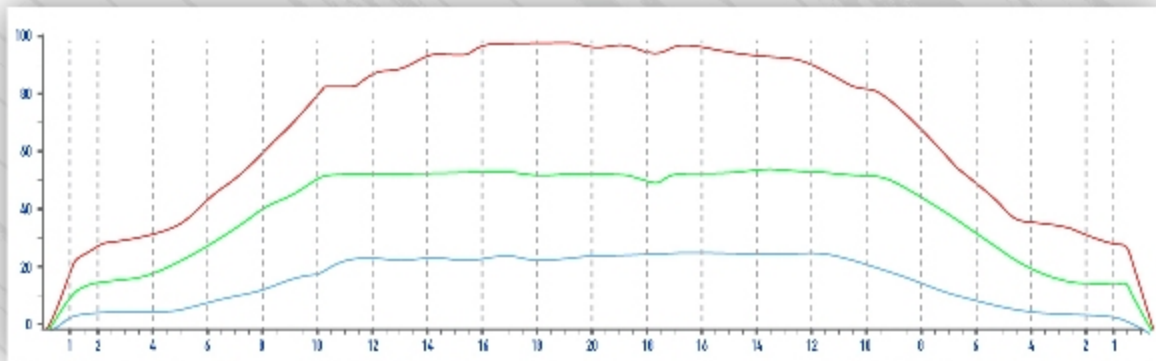
Buff



Item	3L-7L:18L-18R	8L-12L:18L-18R	13L-17L:18L-18R	18L-18R:17R-13R	18L-18R:12R-8R	18L-18R:7R-3R
Description	Outside Track:Middle	Middle Track:Middle	Inside Track:Middle	Middle: Inside Track	Middle:Middle Track	Middle:Outside Track
Track Zone Ratio	2.57	1.27	1	1	1.27	2.57

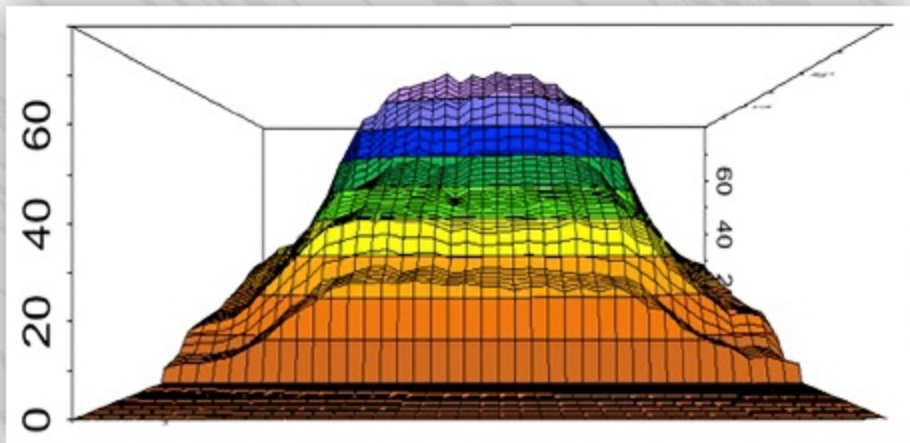


# 2013 USBC OPEN CHAMPIONSHIPS TEAM - 2D TAPE



RED = 5 FOOT GRAPH    GREEN = 22 FOOT GRAPH    BLUE = 39 FOOT GRAPH

2013 USBC OPEN CHAMPIONSHIPS  
TEAM - 3D TAPE



VIEWED FROM END OF PATTERN TO FOUL LINE